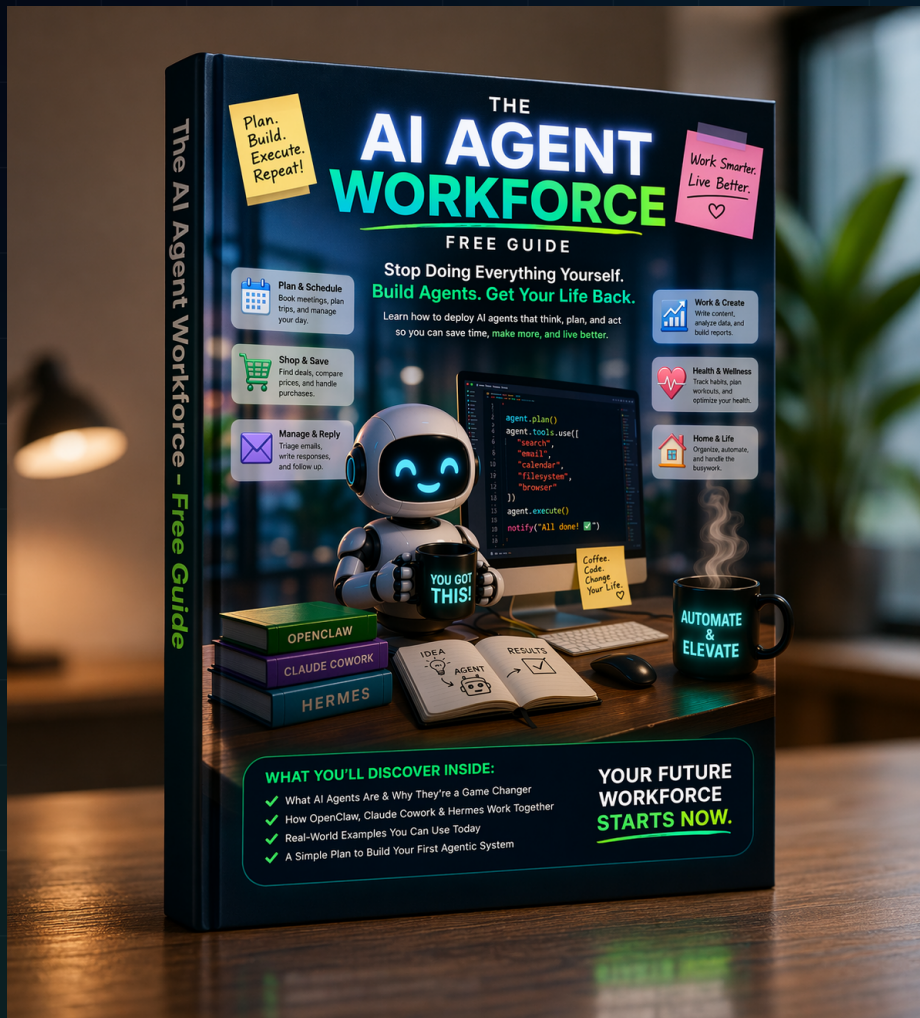


FREE GUIDE

# Your AI Workforce Awaits

How AI Agents Can Transform Your Life & Business



Stop Doing Everything Yourself.  
Build Agents. Get Your Life Back.

Save 20+ Hours/Week

Cut Costs by 80%

Scale Without Hiring

# What's Inside

Your roadmap to understanding AI agents

**Chapter 1:** The AI Revolution Is Here — And Most People Are Missing It

**Chapter 2:** What Exactly Are AI Agents? (No Jargon, We Promise)

**Chapter 3:** The 7 Life-Changing Benefits of Your Own AI Workforce

**Chapter 4:** Meet the Tools: OpenClaw, Hermes & Claude Cowork

**Chapter 5:** What Can an AI Agent System Actually Do For You?

**Chapter 6:** What You Need to Get Started: Equipment & Costs

**Chapter 7:** The Setup Roadmap: A Sneak Preview

**Chapter 8:** Why Most People Get This Wrong (And How to Avoid It)

**Chapter 9:** What's Inside "The Life Changing AI System Blueprint"

**Chapter 10:** Your Next Step: Claim Your Unfair Advantage

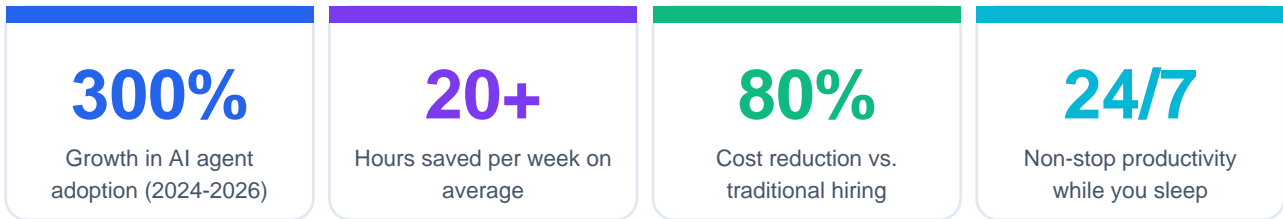
**A note before we begin:** This guide is designed to open your eyes to what's possible. For the complete, step-by-step system — including advanced configurations, templates, and dozens of practical examples — that's what *The Life Changing AI System Blueprint* is for.

# The AI Revolution Is Here — And Most People Are Missing It



Right now, something extraordinary is happening. A technology shift is unfolding that's every bit as significant as the invention of the internet — and yet most people are completely unaware of it. They've heard of ChatGPT. They might have played around with an AI chatbot. But what they don't realise is that AI has evolved **far beyond** simple chat.

We're now in the age of **AI agents** — intelligent digital workers that don't just answer questions, but actually *do things* for you. They can research, write, analyse, schedule, manage projects, handle customer enquiries, create content, process data, and even build other AI systems. All while you sleep.



*"The best time to plant a tree was twenty years ago. The second best time is now."*

Think about what happened with the internet. The early adopters — the people who built websites in the late '90s, who started selling online before everyone else — those people built empires. Not because they were smarter, but because they **moved first**.

AI agents represent that same window of opportunity. Right now, having an AI agent system working for you is like having a website in 1998 — it feels unfair. While your competitors are still doing everything manually, you'll have a tireless digital workforce handling the heavy lifting.

And here's the thing that makes this even more exciting: **you don't need to be technical**. You don't need to know how to code. You don't need a massive budget. The tools exist right now that make setting up your own AI agent system accessible to virtually anyone.

## WITHOUT AI Agents

- ✗ 60+ hours/week of manual work
- ✗ Hiring costs: \$3-10K/month
- ✗ Limited to working hours
- ✗ Human errors & inconsistency
- ✗ Slow to scale, expensive to grow
- ✗ Drowning in admin tasks

VS

## WITH AI Agents

- ✓ 20+ hours reclaimed weekly
- ✓ Running costs: \$25-170/month
- ✓ 24/7 tireless productivity
- ✓ Consistent, reliable output
- ✓ Instant scaling, zero overhead
- ✓ Free to focus on what matters

This guide is your introduction to that world. By the time you finish reading, you'll understand exactly what AI agents can do, what it takes to get started, and how this technology can genuinely change the trajectory of your life and business.

Let's dive in.

## A Day in the Life: Before vs. After AI Agents

Time	WITHOUT AI Agents	WITH AI Agents
7:00 AM	Wake up, dread the inbox	Wake up to a prioritised summary
8:00 AM	2 hours sorting emails manually	Review AI-drafted responses (15 min)
10:00 AM	Research for a client proposal	Agent already compiled the research overnight
12:00 PM	Quick lunch, back to admin	Relaxed lunch — admin is handled
2:00 PM	Writing social media content	Content was auto-generated at 6am
4:00 PM	Data entry and bookkeeping	Agent reconciled everything at 3am
6:00 PM	Still catching up on tasks	Finished early — time for family/hobbies
10:00 PM	Worrying about tomorrow's workload	Agents working while you sleep



*The real transformation isn't just about saving hours — it's about getting your life back. When the busywork disappears, you rediscover what made you excited about your work in the first place.*

# What Exactly Are AI Agents? (No Jargon, We Promise)

Forget everything you think you know about AI. We're not talking about sci-fi robots. We're not talking about chatbots that give generic answers. AI agents are something entirely different — and far more useful.

## The Simple Explanation

An AI agent is like having a brilliant, inexhaustible assistant who can use a computer just like you can. They can browse the web, read documents, write emails, create spreadsheets, analyse data, manage files, and carry out complex multi-step tasks — all on their own.



## Chat vs. Agent: The Key Difference

A **chatbot** answers questions — you ask, it responds. An **AI agent** takes action. You give it a goal, and it figures out the steps, uses tools, and delivers results. It's the difference between asking for directions and hiring a driver.

Feature	Traditional Chatbot	AI Agent System
Answers questions	Yes	Yes
Takes actions	No	Yes — browses, writes, files
Uses tools & apps	No	Yes — connects to services
Multi-step tasks	No	Yes — plans and executes
Works autonomously	No	Yes — runs independently
Learns your preferences	Limited	Yes — adapts to you
Connects to systems	No	Yes — email, calendar, etc.

## The "Agent System" Concept

When we talk about an **AI agent system**, we mean a connected setup where one or more AI agents work together to handle your tasks. Think of it like a small digital company: one agent handles research, another manages emails, a third creates content, and they all report back to a central hub you control.



*Think of an AI agent system as your own miniature digital company — with specialists for every department, working around the clock, at a fraction of the cost of a single hire.*

— **The AI Workforce Concept**

# The 7 Life-Changing Benefits of Your Own AI Workforce



This is where it gets really exciting. Having an AI agent system isn't just a productivity hack — it fundamentally changes what's possible for you:

## 1 Reclaim Your Time (20+ Hours/Week)

The average business owner spends 60%+ of their time on tasks an AI agent can handle: email, scheduling, research, data entry, reports, social media. Imagine getting half your working week back.

## 2 Slash Your Costs by Up to 80%

Hiring a VA costs \$1,500-3,000/month. A marketing agency? \$3,000-10,000+. An AI agent system? Often under \$100/month — and it actually makes fewer mistakes.

## 3 Scale Without Hiring

Growth usually means hiring — risk, management overhead, expense. With AI agents, scale your output 10x without adding a team member. No holidays, no sick days, no notice periods.

## 4 24/7 Productivity That Never Sleeps

Set a task before bed, wake up to completed work. Monitor your inbox at 3am. Run overnight analysis. This isn't a fantasy — it's what people are doing right now.

## 5 Competitive Advantage That Feels Unfair

When you operate with AI and competitors don't, the gap is visible immediately. Faster responses, more content, better decisions — you look like you have a team of 20.

6

### Consistency & Accuracy You Can Rely On

AI maintains the same accuracy on task 1,000 as on task 1. Brand voice stays consistent. Data entry is always accurate. Reports always follow format.

7

### Freedom to Focus on What Matters

When busywork is handled, you focus on creative thinking, relationship building, strategic decisions — the work that only you can do and that actually moves the needle.

Typical Time Allocation (AI Can Handle 75%+)

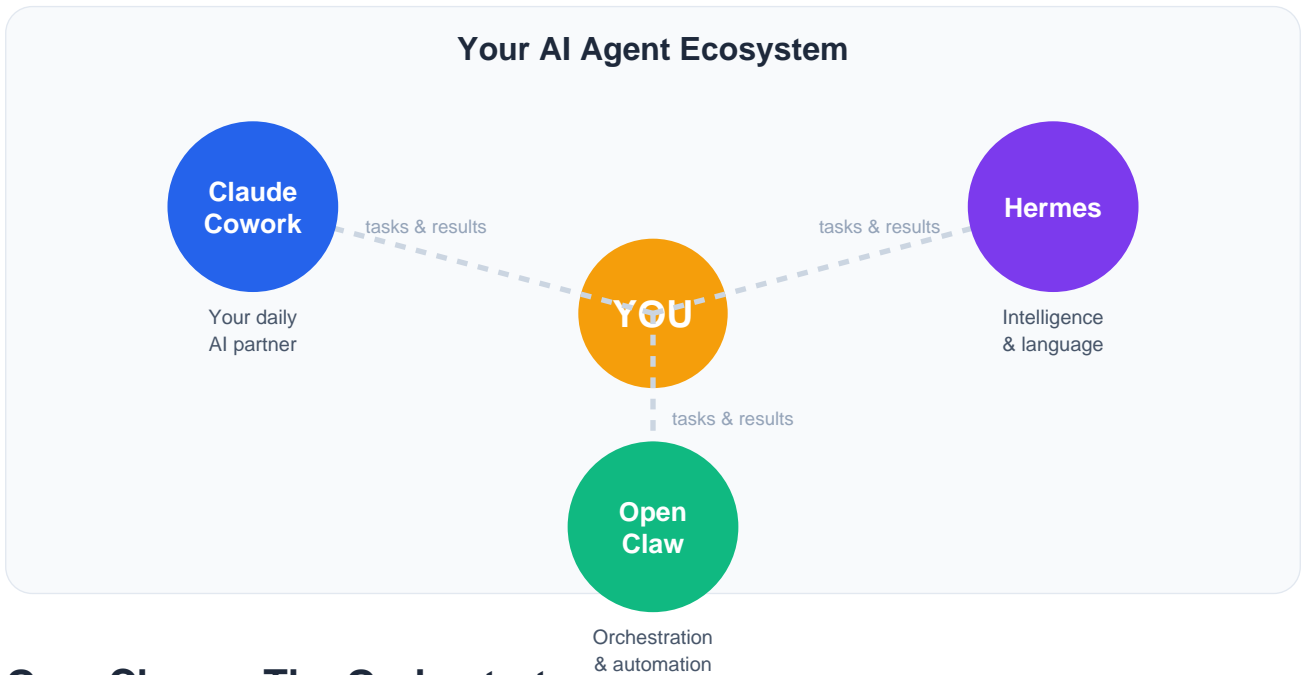


- Admin & email (25%)
- Research (15%)
- Content creation (20%)
- Data & reporting (15%)
- Strategic work (15%)
- Client work (10%)

**Want the full picture?** *The Life Changing AI System Blueprint* shows you exactly how to set up each benefit with step-by-step walkthroughs, real examples, and copy-paste templates.

# Meet the Tools: OpenClaw, Hermes & Claude Cowork

The magic isn't in any single tool — it's in how you combine them. Let's meet the three powerhouses:



## OpenClaw — The Orchestrator

OpenClaw is a powerful open-source framework for building and orchestrating AI agents. Think of it as the conductor of your AI orchestra — it lets you create agents, define roles, connect tools, and manage complex workflows. Its flexibility lets you build exactly the system you need.

## Hermes — The Intelligence Layer

Hermes serves as the communication and intelligence layer. It's brilliant at handling natural language tasks — understanding context, processing information, generating human-quality output. When your agents need to read, write, summarise, or analyse, Hermes is the engine.

## Claude Cowork — Your Daily AI Partner

Claude Cowork is where things get really accessible. It's a desktop tool that lets you work alongside an AI agent in real time — like having a super-intelligent colleague. It can read and create documents, manage files, run code, browse the web, and connect to your apps.

	OpenClaw	Hermes	Claude Cowork
--	----------	--------	---------------

<b>Role</b>	Orchestration & automation	Intelligence & language	Daily interface & productivity
<b>Best for</b>	Multi-agent workflows	Content & analysis	Everyday tasks
<b>Cost</b>	Free (open source)	Pay-as-you-go API	\$20/month
<b>Technical level</b>	Moderate	Low-Moderate	Beginner-friendly
<b>Analogy</b>	Project Manager	Team of Specialists	Receptionist/PA

When combined: **Cowork** is your daily driver. **Hermes** powers the intelligence. **OpenClaw** orchestrates everything. Like having a receptionist, team of specialists, and project manager — all AI-powered, all at a fraction of the cost.

# What Can an AI Agent System Actually Do For You?

Enough theory — let's get practical. Here's what real people are doing with their AI agent systems right now:



## Solo Business Owner

- Auto-schedule a week of social media
- Daily industry news briefings
- Personalised lead follow-up emails
- Auto-generate proposals & quotes
- Bookkeeping prep & reconciliation



## Freelancer / Creator

- Research & outline content in minutes
- Repurpose 1 piece into 10+ formats
- Automated client onboarding
- Smart project deadline tracking
- Analytics analysis & recommendations



## Side Hustler

- Overnight market research
- Intelligent customer service
- On-demand ad copy & listings
- Real-time competitor monitoring
- Auto customer database management

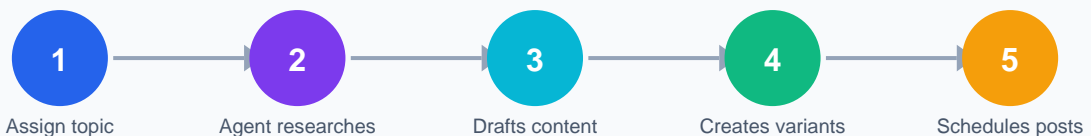


## Time-Conscious Anyone

- Smart email management & triage
- Intelligent file organisation
- Thorough purchase research
- Personalised meal & fitness plans
- Life admin (insurance, subs, renewals)

## Example: Automated Content Pipeline

From Idea to Published in 15 Minutes



**This is just the tip of the iceberg.** *The Life Changing AI System Blueprint* contains 50+ detailed playbooks with exact prompts, configurations, and workflow diagrams.

## Real-World Scenario: The Content Machine

Let's walk through one complete example to show you how powerful this can be. Sarah runs a small marketing consultancy. Before AI agents, she spent 15 hours per week creating content. Here's what her AI-powered workflow looks like now:

Step	What Happens	Time	Tool
1. Topic Research	Agent scans industry trends, competitor content, and audience questions	Auto	Hermes
2. Content Brief	Generates a detailed outline with key points, SEO keywords, and target audience	Auto	OpenClaw
3. Draft Creation	Writes a full 1,500-word blog post following Sarah's brand voice guidelines	Auto	Hermes
4. Repurposing	Creates 5 social posts, an email newsletter section, and a video script from the blog	Auto	OpenClaw
5. Review	Sarah reviews and approves (minor tweaks only)	15 min	Cowork
6. Scheduling	Posts scheduled across all platforms automatically	Auto	OpenClaw

**15hrs**

Saved per week on content

**5x**

More content produced

**15min**

Sarah's weekly time investment

**\$0**

Extra staff needed

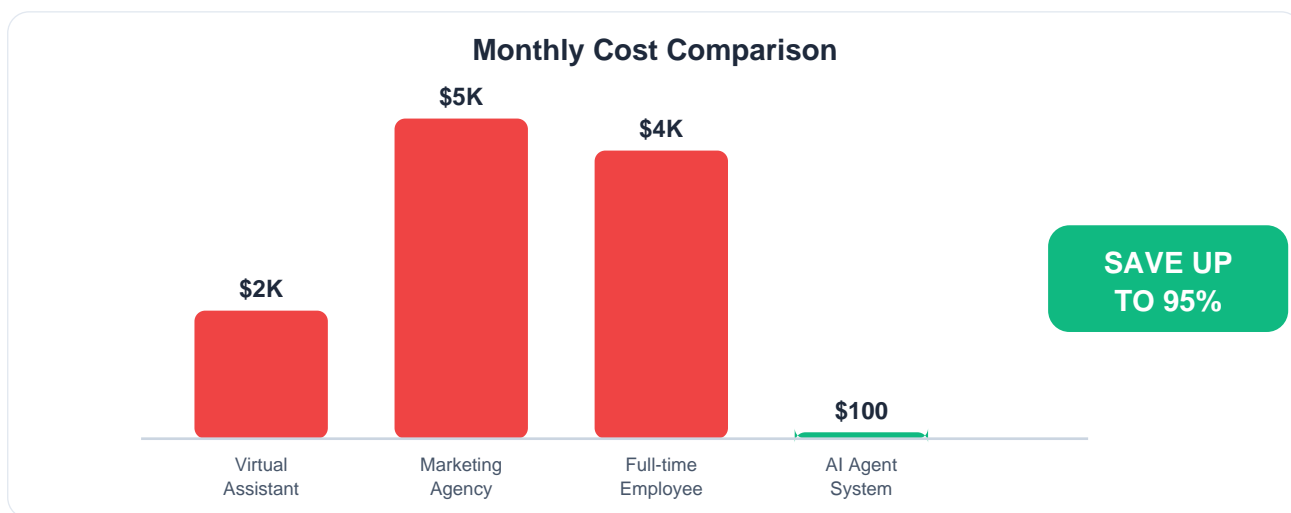
# What You Need to Get Started: Equipment & Costs

One of the best things about AI agent systems is how accessible they are. Here's an honest breakdown:

## Hardware Requirements

Component	Minimum	Recommended
Computer	Any laptop/desktop (2019+)	Mac or PC, 16GB+ RAM
Processor	Intel i5 / Apple M1	Intel i7+ / Apple M2+
RAM	8GB	16GB+
Storage	50GB free space	256GB+ SSD free
Internet	Stable broadband	50Mbps+
Monitor	Any display	Dual monitors (nice to have)

## Monthly Running Costs



Item	Budget	Full Setup	Notes
Claude Pro (Cowork)	\$20/mo	\$20/mo	Core AI access
API Credits (agents)	\$5-20/mo	\$30-100/mo	Pay-as-you-go
OpenClaw	Free	Free	Open source
Cloud hosting (opt.)	\$0	\$5-20/mo	For 24/7 agents

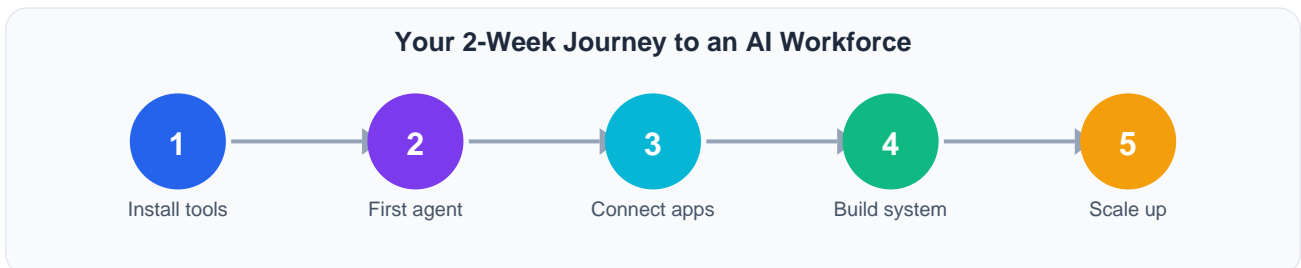
Extra tools/plugins	\$0-10/mo	\$10-30/mo	Optional
<b>TOTAL</b>	<b>\$25-50</b>	<b>\$65-170</b>	

**Compare this to hiring:** A part-time VA costs \$800-1,500/month. A marketing agency starts at \$3,000/month. Even at "Full Setup", you get far more capability for a fraction of the cost.

# The Setup Roadmap: A Sneak Preview

What does it actually look like to set up your AI agent system? Here's the high-level roadmap. Don't worry if some sounds complex — the full Blueprint holds your hand through every step.

- 1 Foundation (Day 1-2)**  
Set up core accounts, install tools, get Claude Cowork running. Familiarise yourself and run your first tasks. See your first 'wow' moment.
- 2 First Agent (Day 3-5)**  
Configure your first dedicated AI agent using OpenClaw. Choose one task to automate. Test, refine, and see real value.
- 3 Intelligence Layer (Day 6-8)**  
Integrate Hermes for advanced language capabilities. Connect to email, calendar, file storage. Build chained workflows.
- 4 System Integration (Day 9-12)**  
Connect agents into a cohesive system. Set up scheduling and monitoring. Build your first multi-agent collaborative workflow.
- 5 Optimise & Scale (Day 13+)**  
Fine-tune based on results. Add capabilities, scale tasks. The compound effect kicks in — each improvement multiplies total value.



**Important:** This roadmap is deliberately high-level. Getting the details right is what makes the difference between a system that works beautifully and one that frustrates you. That's precisely why *The Life Changing AI System Blueprint* exists.

## Skills You'll Build Along the Way

As you work through the setup, you'll naturally develop a set of valuable skills that will serve you well beyond just this system:

Skill	What It Means	Value Level
<b>Prompt Engineering</b>	Communicating effectively with AI to get exact results you want	Very High
<b>Workflow Design</b>	Designing efficient processes that chain multiple automated steps together	Very High
<b>AI Tool Selection</b>	Knowing which AI tool is best for which task and how to combine them	High
<b>Data Organisation</b>	Structuring your information so AI agents can work with it effectively	High
<b>Automation Thinking</b>	Identifying opportunities to automate in every area of work and life	Very High
<b>Systems Management</b>	Monitoring, maintaining, and optimising your AI agent ecosystem	Medium-High



*The skills you develop setting up an AI agent system won't just help you today — they'll position you as someone who 'gets' AI at a time when that understanding is becoming one of the most valuable professional assets you can have.*

— A skill set for the decade ahead

## The S.T.A.R.T. Success Framework

We've distilled what works into a simple framework you can apply to every new automation:

### S — Select One Task

Pick a single, specific task to automate. Don't try to boil the ocean. Choose something you do frequently that follows a repeatable pattern.

### T — Test Manually First

Before automating, walk through the task yourself and document every step. This becomes the blueprint your agent will follow.

### A — Assign to Agent

Configure your agent with clear, specific instructions based on your documented process. Be explicit about what 'good' looks like.

### R — Review & Refine

Run the agent, review its output, and refine the instructions. Most tasks need 2-3 rounds of refinement to reach peak performance.

## T — Trust & Scale

Once the output consistently meets your standards, trust the system and move on to automating your next task. Compound the gains.

**The S.T.A.R.T. framework is just the beginning.** The Blueprint includes detailed decision trees, troubleshooting guides, and advanced optimisation techniques for every phase.

# Why Most People Get This Wrong (And How to Avoid It)



We've seen hundreds try to set up AI agent systems. Here are the most common mistakes:

1

## **Mistake: Trying to Automate Everything at Once**

People get excited and try to automate their entire life in a weekend. This leads to overwhelm and quitting. **The fix:** Start with ONE task. Get it perfect. Then add the next.

2

## **Mistake: Using the Wrong Tool for the Job**

Each AI tool has strengths. Using a research agent for creative writing leads to mediocre results. **The fix:** Match the right tool to the right task (Blueprint includes a complete matching guide).

3

## **Mistake: Not Giving Agents Clear Instructions**

Vague instructions = vague results. 'Handle my email' vs detailed specifications makes all the difference. **The fix:** Be specific. Blueprint provides tested prompt templates for every use case.

4

## **Mistake: Ignoring Security and Privacy**

Connecting AI to your systems requires thought about data sharing, permissions, and safety. **The fix:** Follow a structured security checklist (included in the Blueprint).

5

## **Mistake: Going It Alone Without a Guide**

Piecing together YouTube videos and Reddit threads is time-consuming and contradictory. **The fix:** Follow a proven, up-to-date system built by someone who's done the hard work.



*The difference between people who succeed with AI agents and those who give up isn't intelligence or technical skill — it's having the right roadmap. Don't navigate this landscape without one.*

**— A lesson from hundreds of setups**

## INTERLUDE

# Not Ready for the Blueprint? Try the Free Workforce Designer

Before you dive into the full system, see what your own AI workforce could look like — in sixty seconds, completely free.

The Workforce Designer is a short, guided tool that asks you what you'd most like to offload, then hands you back a personalised AI agent plan: which agent to build first, what it should do, and why it will work for you.

### What you'll get

- **Your first agent, named and defined**  
No staring at a blank page — start with a clear brief.
- **A concrete one-task use case**  
Something you can act on this week, not theoretical.
- **Straight talk on whether it fits**  
Honest feedback, not hype. If it won't help, we'll say so.

## Design your AI workforce in 60 seconds

Free. No email hoops — you already got the guide.

[virgilhq.com/designer](https://virgilhq.com/designer)

## CHAPTER 9

# The Life-Changing AI Blueprint

Everything you need. Step by step. No guesswork.

You've seen what's possible. You know the stakes. Now here's how you get there — without guesswork, dead ends, or wasted months.

The **Life-Changing AI Blueprint** is the complete, step-by-step system I've used to help ordinary people build AI workforces that save 20+ hours a week and replace \$3,000/mo in overhead — usually inside 14 days.

**120 pages.** Fully implementable action plans. Real examples. Everything I wish I'd had when I started.

This free guide showed you the **destination**. The Blueprint is the **turn-by-turn GPS** — every setting, every prompt, every fix.



Turn the page to see exactly what's inside →

[virgilhq.com/blueprint](https://virgilhq.com/blueprint)

# Here's Everything You Get Inside

Seven pillars. One complete system. Buy once — updated forever.

## 1 The Complete Setup System

Screenshots, explanations, troubleshooting. If you can follow a recipe, you can follow this.

## 2 50+ Practical Playbooks

Real-world walkthroughs with exact prompts, configurations and workflow diagrams.

## 3 The Prompt Library

Hundreds of tested prompts. Copy, paste, customise, deploy. Saves weeks of trial and error.

## 4 Integration Cookbook

Connect Gmail, Drive, Notion, Slack, Trello, Shopify, WordPress and more — one guide per tool.

## 5 Security & Privacy Framework

Keep your data safe while maximising AI value. Permissions, encryption, best practices.

## 6 The Scaling Playbook

Multi-agent workflows, automated pipelines, orchestration — enterprise capability on a small budget.

## 7 Lifetime Updates

AI moves fast. Buy once, benefit forever. Updates delivered as tools evolve and new wins emerge.

**Stop Guessing. Start Building.**

**[virgilhq.com/blueprint](https://virgilhq.com/blueprint)**

Full Blueprint · 120 pages · Action plans · Real examples

# Frequently Asked Questions

Everything you're probably wondering right now



## Q: Do I need to know how to code?

Absolutely not. The tools we recommend — especially Claude Cowork — are designed for non-technical people. You interact through natural conversation, not code. The Blueprint guide walks you through every step with screenshots and plain English instructions.

## Q: How much does it really cost to get started?

You can get started for as little as \$20-25/month. That's less than most streaming subscriptions. As your needs grow, costs scale gradually — but even a 'full setup' typically runs \$65-170/month, which is a fraction of what you'd pay for even one part-time hire.

## Q: Will AI replace my job or my employees?

AI agents are best thought of as amplifiers, not replacements. They handle the routine, repetitive tasks so you and your team can focus on the creative, strategic, human-connection work that drives real value. Most people find AI makes their work more enjoyable, not less.

## Q: Is my data safe with AI agents?

This is an important question and one we take seriously. The Blueprint includes a comprehensive security and privacy framework. You control exactly what data your agents can access, and modern AI tools have robust data protection built in. The key is following best practices — which we cover.

## Q: How long before I see real results?

Most people see their first 'wow' moment within 24-48 hours of starting. Within a week, you'll have at least one fully automated workflow saving you meaningful time. Within a month, you'll wonder how you ever operated without it.

## Q: What if the technology changes?

It will — that's the nature of AI right now. That's exactly why the Blueprint includes lifetime updates. When tools change, when new capabilities emerge, you'll get updated guides automatically. More importantly, the principles and frameworks we teach are designed to be adaptable.

## Q: Can I use this for my specific industry/niche?

Yes. AI agent systems are tool-agnostic and industry-agnostic. Whether you're in e-commerce, consulting, real estate, healthcare admin, education, or any other field, the principles apply. The Blueprint includes examples across multiple industries.

## WHY NOW MATTERS

# The Window Is Open. It Will Not Stay Open.

Every month you wait, the gap widens. The people setting this up today will be a year ahead of everyone else by this time next year — and **compounding** the advantage.

### The early-mover window is closing:

- In 2-3 years, AI agent systems will be table stakes — not a superpower.
- The cost of waiting exceeds the cost of starting. Every month without AI is a month of manual busywork you cannot get back.
- The Blueprint exists **now**, with all the hard lessons already learned.

**\$25**

Minimum monthly cost to start

**48hrs**

To your first working agent

**0**

Technical skills required



Ready to Get Started?

[virgilhq.com/blueprint](https://virgilhq.com/blueprint)

Get the complete system — step by step — in  
The Life-Changing AI Blueprint.

120 pages · Action plans · Real examples · Lifetime updates

## CHAPTER 10

# Your Next Step: Claim Your Unfair Advantage

If you've read this far, you're not like most people. You recognise an opportunity when you see one. Here's what to do next:

### 1 Visit the Blueprint page

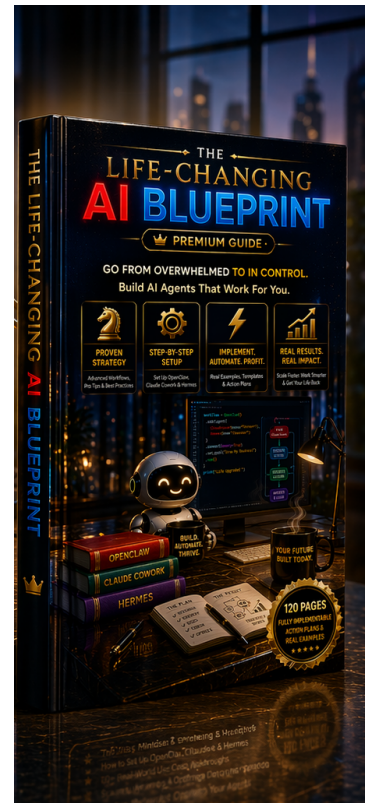
Head to the page below for full details, table of contents, bonuses, and pricing.

### 2 Choose your package

Options for every budget — from the core guide to the full system bundle.

### 3 Start building

Follow the step-by-step system — your first working agent inside 48 hours.



Get The Life-Changing AI Blueprint  
[virgilhq.com/blueprint](https://virgilhq.com/blueprint)



## Get The Life-Changing AI Blueprint

# [virgilhq.com/blueprint](https://virgilhq.com/blueprint)

Your AI workforce is waiting. How soon do you want to start?

Thank you for reading this guide. I genuinely believe AI agent systems will be one of the most significant personal and professional advantages of this decade — and I want to help you benefit most from it. **See you on the other side.**

[virgil@virgilhq.com](mailto:virgil@virgilhq.com)